

HSF

NOTES:

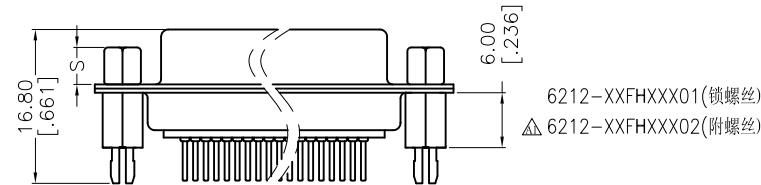
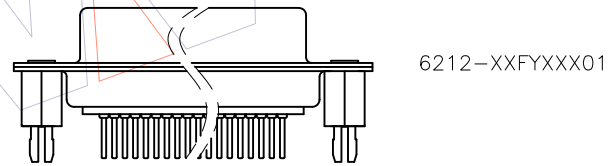
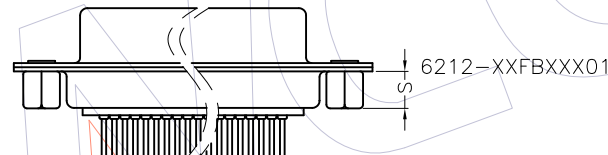
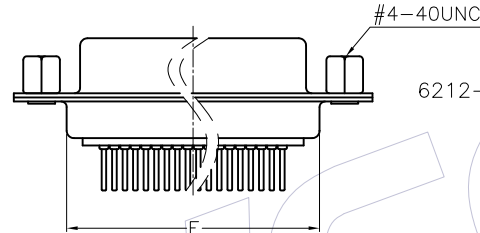
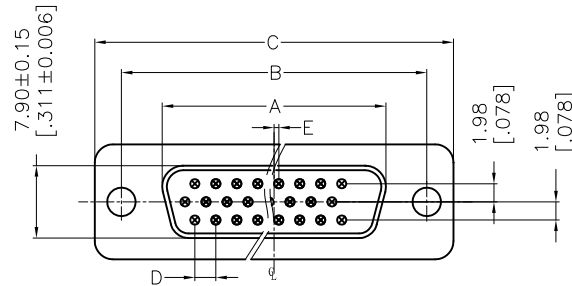
Current Rating:3.0A AMP
 Contact Resistance:20milliohm Max
 Withstand Voltage:500V AC/Minute
 Insulation Resistance:1000Megohm Min
 Operation Temperature:-55°C to +105°C

Housing Material:PBT+30%GF(UL94V-0)
 Contact Material:Copper alloy
 Contact plating:Au/Sn over Ni Plating
 Shell:Gold Roller Steel,Ni or Sn Plated
 Nut:Brass,Tin Over Ni Plated

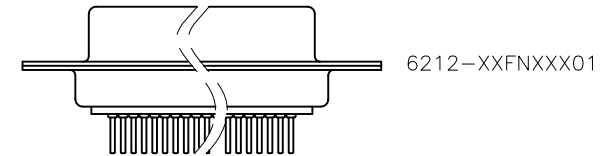
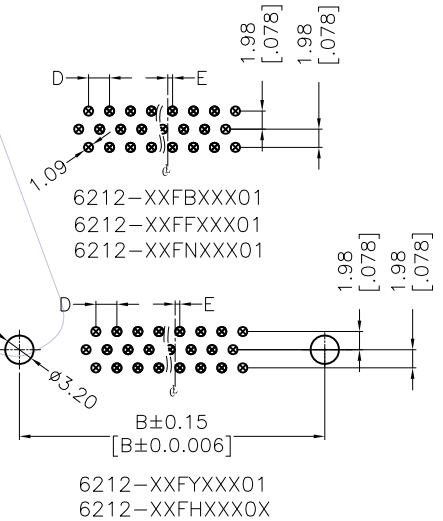
Ordering Information

6212- XX F X XX X 0 X

No.of Pins:	F:With Front Nut	Contact Plating:	Insulator Color:
15P	B:With Back Nut	G0=Gold Flash	W= White
26P	Y:With Back Fork	G1=3u"Gold	B= Black
44P	H:With Back Fork	G2=5u"Gold	U= Blue
62P	N:Without Fork	G3=10u"Gold	
	Without Nut	G4=15u"Gold	
		G5=30u"Gold	
		S0=Gold Flash/Tin	
		S1=3u"Gold/Tin	
		S2=5u"Gold/Tin	
		S3=10u"Gold/Tin	
		S4=15u"Gold/Tin	
		S5=30u"Gold/Tin	
		SN=Tin	



RECOMMENDED PCB LAYOUT
 TOLERANCE IS ±0.05



螺母 S	1	2	3	4	5
	3.0 [.118]	4.0 [.157]	6.0 [.236]	6.5 [.256]	4.8 [.189]

CONTACT	DIM"A"	DIM"B"	DIM"C"	DIM"D"	DIM"E"	DIM"F"
15	16.33 [.643]	24.99 [.984]	30.81 [1.213]	2.29 [.090]	0.25 [.010]	19.10 [.752]
26	24.66 [.971]	33.32 [1.312]	39.14 [1.541]	2.29 [.090]	0.51 [.020]	27.75 [1.093]
44	38.38 [1.511]	47.04 [1.852]	53.04 [2.088]	2.29 [.090]	0.51 [.020]	41.30 [1.626]
62	54.84 [2.159]	63.50 [2.500]	69.32 [2.729]	2.41 [.095]	0.58 [.023]	57.40 [2.260]

REV	DATE	MODIFICATION DESCRIPTION	CHANGE	OPERATION		DRAW	DATE	SCALE	PART NO.	TITLE:	Customer NO.
				X.X	±0.40						
A1	2015.08.28	增加6212-XXFHXXX02(附螺丝)料号说明	-	X.XX	±0.25	CHECK	2015.08.28	1:1	6212-XXFXXXX0X Δ	HD-SUB FEMALE CONNECTOR 180° DIP	
A0	2011.12.20	NEW	-	X.XXX	±0.15	APPROVE		mm/inch			
				Angle	± 3'			A4			
				DIM	TOL			1/1			
								PROJ.			

WCON

Http: www.wcon.com
 WCON-Dongguan Tel: +86 769 85358920
 WCON-Kunshan Tel: +86 512 57468408
 Fax: +86 769 85358915
 E-mail: sales@wcon.com
 E-mail: wconks@wcon.com